



R-21EC

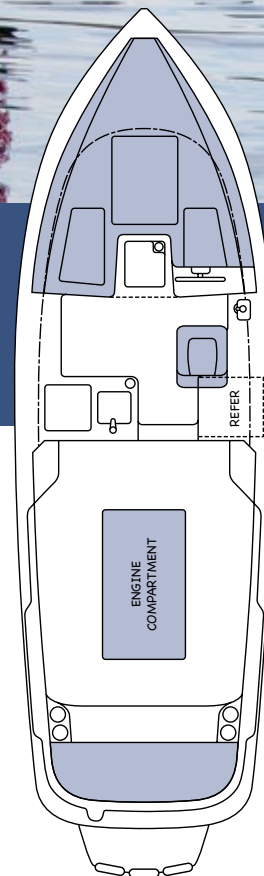


Since its introduction, the Ranger R-21EC has earned a loyal following among enthusiasts who enjoy cruising at its classic best. Owners of this popular vessel have always measured fuel use in pints per hour, not gallons. The R-21EC interior is spacious enough to accommodate pilot and companion seats, head, galley cabinet and now a larger berth.

Inspired by a traditional Bristol Bay trawler design, the Ranger R-21EC will never go out of style, ensuring both lasting appeal and maximum resale value. Easily trailerable, this boat rewards its owner with a level of versatility that few other cruisers can match.

Specifications

LOA molded	21' 0"	6.4 m
LOA rigged (w/swimstep)	24' 0"	7.32 m
Beam	6' 8"	2.03 m
Draft	24"	.61 m
Bridge clearance (mast up)	10' 9"	3.28 m
Bridge clearance (mast down)	6' 8"	2.03 m
Height on trailer	9' 4"	2.84 m
Length on trailer	31'	9.45 m
Fuel capacity	18 US Gal	68.1 L
Water capacity	10 US Gal	37.9 L
Holding tank capacity	10 US Gal	37.9 L
Weight (dry)	3,150 lbs	1,428.8 kg
Engine	Yanmar 30 HP diesel engine	



Ranger Tugs R-21EC Value Package Pricing

The R-21EC is sold **fully equipped** and **ready-to-cruise**. There are two packages to choose from, the Northwest Edition with downrigger plugs and pads or the Luxury Edition with 12v air conditioning.

Northwest Edition Included Features:

- Anchor Package 11# anchor, 15' HT chain, 150' line
- Bow thruster w/battery
- **Downrigger plugs & pads**
- Marine head with holding tank, macerator, pump-out
- Navigation package, Garmin 741XS GPS, depth, FF
- Swim platform rails
- Safety kit

FULLY EQUIPPED, READY-TO-CRUISE FROM

\$59,937.00*

Luxury Edition Included Features:

- **Air conditioning, 12v**
- Anchor Package 11# anchor, 15' HT chain, 150' line
- Bow thruster w/battery
- Marine head with holding tank, macerator, pump-out
- Navigation package, Garmin 741XS GPS, depth, FF
- Swim platform rails
- Safety kit

FULLY EQUIPPED, READY-TO-CRUISE FROM

\$64,937.00*

Standard Features

Performance

Yanmar 30HP diesel engine

Single lever shift and throttle control

Boater Features

Aft storage locker w/removable cushion

Anchor roller w/pin

Fender storage, aft, built-in

Folding S.S. mast for trailering

Fusion stereo system, (4) speakers, AM/FM, iPod adapter

Storage lockers, cabin, w/teak louvered doors

Swim platform, w/S.S. ladder

Convenience

Cabin heater (engine)

Cockpit table, Teak

Curtains and window covers for privacy

Forward deck hatch, opening, translucent

Hatches (2), pilothouse roof, opening with screens

Helm seat, folding

Interior cabin lighting, 12V

Motorbox, insulated, seat cushion/cup holder

Passenger seat with footrest

Pilothouse windows (side), opening with screens

Portlights (4) brass, opening with hooks

Refrigerator/freezer, 12V

Sink, fresh water system w/demand pump, 12V

Stove, single-burner, alcohol

Windshield wipers (3), pantographic



Construction

Bonded electrical system

Fiberglass cockpit liner w/non-skid

Fiberglass stringer

Fwd. visor/side drip rail

Propeller, RH 4-blade bronze

Railings, bow & cockpit, stainless steel

Rudder, stainless steel w/zincs

Sunbrella fabrics

Vinylester barrier coat (hull)



Safety

Diesel power

Co Monitor, 12V

Courtesy lights, cockpit entry step

Dual trumpet electric horn

Fire extinguisher port in motor box

Illuminated compass

Navigation lights, w/lightboards

VHF radio, Garmin with antenna, DSC capable



Additional Factory Options

Aluminum single axle trailer, hydraulic brakes,
spare tire w/bracket

\$5,500

Bimini top w/boot

\$2,460

Carpet runner, Teak and Holly, interior and cockpit

\$580

Factory Delivery Experience

\$1,200

*Options, freight & taxes extra

Prices, specifications, equipment and options may change without notice. 816



25802 Pacific Highway South

Kent, WA 98032

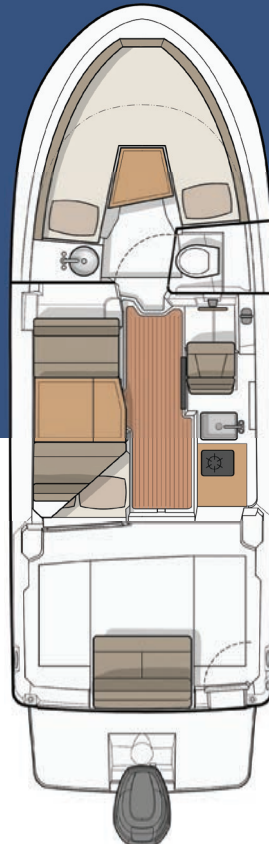
Phone 253-839-5213

www.RangerTugs.com





R-23



The new Ranger Tugs R-23 is a much-anticipated addition to our award-winning lineup of Ranger Tugs. Powered by a standard 200 HP Yamaha outboard or optional 170 HP Volvo diesel Duoprop sterndrive, the R-23 bridges the gap between our popular R-21 EC and R-25 SC models. The first thing you will notice when looking at the new R-23 is the dramatic, curved windshield and visor, which is emphasized by several overhead skylights. There is no shortage of light or visibility onboard the R-23, which incorporates four opening roof hatches, sliding side windows, and an opening glass bulkhead, providing a very open and airy feeling inside and out. Opening portlights also allow for a nice cross breeze in the cabin.

The forward cabin on the R-23 has plenty of room for sitting around the teak table, separate sleeping for two or sleeping two together with the filler-cushion. The mid berth is great for kids or storage, and the dinette converts to a sleeper as the third berth. The well-appointed galley on the R-23 is standard with refrigerator/freezer, cooktop, and microwave. The forward head includes a marine toilet with holding tank, shower, sink, and mirror. The Ranger Tugs R-23 is standard with Garmin 7610 GPS with Depth Sounder/Fish Finder and available with optional HDX radar. VHF to stay in touch, illuminated compass, cabin night light, cockpit and exterior side trail lighting, and our patented built-in safety trailering lights (brake, turn, and reverse) are all standard equipment making the R-23 ready to cruise. The cockpit on the R-23 is built to fish and ready to entertain with standard rod holders, optional downrigger pads & outlets, a folding double seat, and cockpit table.


The R-23 is perfect for overnighting or extended cruises. It incorporates many of the same amenities as a larger cruising yacht that until now were not offered on a boat of her size and price point. Whether you are new to boating or a seasoned captain, the R-23 is the perfect boat for your next adventure. Get on the water today in the new Ranger Tugs R-23!

Outboard Specifications

Length (hull)	22' 8"	6.9 m
Length rigged (LOA)	27' 8"	8.4 m
Beam	8' 6"	2.6 m
Draft (motor down)	30"	.76 m
Draft (motor up)	19"	.48 m
Height on trailer (w/radar)	11' 4"	3.5 m
Height on trailer (no radar)	10' 10"	3.3 m
Length on trailer	36' 6"	11.1 m
Weight, dry w/motor	5,000 lbs	2,268 kg
Bridge clearance (mast down)	8' 6"	2.6 m
Fuel capacity	75 U.S. Gal	283.9 L
Water capacity	22 U.S. Gal	83.3 L
Holding tank capacity	11 U.S. Gal	41.6 L

Sterndrive Specifications

Length (hull)	22' 8"	6.9 m
Length rigged (LOA)	25' 4"	7.7 m
Beam	8' 6"	2.6 m
Draft (drive down)	35"	.89 m
Draft (drive up)	19"	.48 m
Height on trailer (w/radar)	11' 4"	3.5 m
Height on trailer (no radar)	10' 10"	3.3 m
Length on trailer	34' 2"	10.4 m
Weight, dry	5,300 lbs	2,404 kg
Bridge clearance (mast down)	8' 6"	2.6 m
Fuel capacity	80 U.S. Gal	302.8 L
Water capacity	22 U.S. Gal	83.3 L
Holding tank capacity	11 U.S. Gal	41.6 L



Standard Features


Performance

200 HP Yamaha Outboard
Fresh water cooling (sterndrive only)
Full engine instrumentation
Laminar Flow Interrupters, increase turning performance (patented)
Single lever, electronic shift and throttle control
Trim tabs



Boater Features

Bronze tinted solar skylight and side glass
Chain and rode storage well
Double wide, reversible companion seat
Dual stereo, (4) speakers, Bluetooth, AM/FM, aux input
Fuel flow data display
Mid-berth with foam mattress
Navigation package, Garmin 7610 GPS plotter, FF
Rear opening glass bulkhead with reversible dinette seat
Rod Holders
Sports rack
Swim platform w/S.S. ladder



Convenience

Aircraft style, L.E.D. indirect lighting
Cabin heater, engine (sterndrive model)
Cockpit convertible lounge (sterndrive model)
Cockpit fold-out double seat (outboard model)
Cockpit soft top extension
Cockpit table (sterndrive model)
Cook top, electric/alcohol



Curtains and window covers for privacy
Dinette, salon, seats (4), converts to bed, high/low table
Hatches (2), forward stateroom, opening, translucent
Hatches (2), salon roof, opening, translucent
Marine head with holding tank and deck pump-out
Microwave
Outlets 110V (3)
Outlets, 12V (2)
Private head w/shower, S.S. sink and vanity
Private stateroom with high/low table, converts to bed
Refrigerator/freezer, 12V
Silverware drawer
Sinks (2), fresh water system w/demand pump, H and C
Sunvisor
Transom entry door for easy boarding
USB port at helm
Water tank level monitor (fresh)
Windshield Wipers (2), pantographic

Safety

Bow rail
Built-in trailer lights (patented)
Co monitor 12V
Handrails
Horn
Illuminated compass
LED courtesy lights, cockpit entry step, swim step and walkways
Navigation lights
VHF radio w/antenna



Construction

Bonded electrical system
Fiberglass cockpit liner, self-bailing w/non-skid
Fiberglass stringer
Teak and Ebony cabin sole, vinyl
S.S. cleats, rails, ext. hardware
Sunbrella fabrics
Vinylester barrier coat (hull)

R-23 Comfortably Equipped

with special pricing from **\$99,937.00***

Additional Factory Options

Volvo D3 170 HP diesel, FWC, Duo Prop sterndrive	\$10,000
Aft cockpit sunshade	\$1,090
Air conditioning, dockside	\$3,240
Aluminum tandem axle trailer, electric/hyd brakes	\$10,740
Anchor pkg, 11# anchor, 15' chain, 150' line	\$330
Autopilot, Garmin w/remote (outboard only)	\$5,400
Auxiliary Motor Package: Yamaha T9.9XPHB, electric steering with wireless remote, and S.S. bracket	\$5,260
Auxiliary motor bracket only, S.S.	\$575
Bow thruster with battery	\$2,500
Diesel heater, forced air furnace	\$4,250
Downrigger plugs and plates	\$370
Factory Delivery Experience	\$2,500
Garmin, HDX radar	\$2,170
Generator, gasoline (outboard only)	\$14,999
Inverter	\$1,620
Macerator discharge	\$520
Safety kit	\$740
Solar panel, 90 watt, w/ control panel	\$900
Swim platform rails	\$760
Underwater lights	\$575
Windlass with bow and helm controls	\$1,199

*Options, freight & taxes extra

Prices, specifications, equipment and options may change without notice. 117



MADE IN USA



25802 Pacific Highway South
Kent, WA 98032
Phone 253-839-5213

www.RangerTugs.com





R-25SC



Real cruising is as much about the journey as it is the destination...and the Ranger R-25 SC is all about both. The R-25 SC cockpit (aft deck) is 25% larger than our original R-25 giving it nearly 50 Square feet of aft deck space. Designed to provide maximum comfort and versatility in an easy-to-own, easy-to-operate trailerable mini-yacht, the R-25 SC offers a full 8-1/2-foot beam for roomy on-deck areas and large interior spaces. Private compartments allow sleeping accommodations for up to five. There's an enclosed head with shower, sink and marine toilet, a helm with full instrumentation and Garmin navigation package. The inviting galley includes a sink, stove and refrigerator. Large cabin windows and overhead skylight hatches help brighten the interior and offer a panoramic view all around.

Specifications

LOA molded	24' 7"	7.49 m
LOA rigged (w/swimstep)	27' 7"	8.41 m
Beam	8' 6"	2.59 m
Draft	26"	.66 m
Bridge clearance (mast up)	12' 0"	3.66 m
Bridge clearance (mast down)	8' 9"	2.67 m
Height on trailer	11' 11"	3.63 m
Length on trailer	35'	10.67 m
Fuel capacity	80 US Gal	302.8 L
Water capacity	40 US Gal	151.4 L
Holding tank capacity	30 US Gal	113.6 L
Weight (dry)	6,250 lbs	2,835 kg
Engine	Volvo D3 150 HP diesel common rail electronic engine	



Ranger Tugs R-25SC Value Package Pricing

The R-25SC is sold **fully equipped** and **ready-to-cruise**. There are two packages to choose from, the Luxury Edition with a diesel generator and air conditioning or the Northwest Edition with a diesel forced air furnace and downrigger plugs and pads.

Northwest Edition Included Features:

- Anchor Package 16.5# anchor, 50' HT chain, 200' line
- AGM batteries
- Autopilot, Garmin w/ remote
- **Diesel Heater, forced air furnace**
- **Downrigger plugs & pads**
- Inverter, 2000 watts, PSW
- LED lights
- Macerator discharge
- Navigation package, Garmin 7610, 4kw HD radar dome, GPS ant., depth/ff
- Swim platform rails
- Safety kit
- Solar panel, 145 watt w/control panel
- Thruster wireless remote
- Underwater lights

FULLY EQUIPPED, READY-TO-CRUISE FROM

\$149,937.00*

Luxury Edition Included Features:

- **Air Conditioning/ rev cycle heat**
- Anchor Package 16.5# anchor, 50' HT chain, 200' line
- AGM batteries
- Autopilot, Garmin w/ remote
- **Generator, diesel w/sound shield**
- Inverter, 2000 watts, PSW
- LED lights
- Macerator discharge
- Navigation package, Garmin 7610, 4kw HD radar dome, GPS ant., depth/ff
- Swim platform rails
- Safety kit
- Solar panel, 145 watt w/control panel
- Thruster wireless remote
- Underwater lights

FULLY EQUIPPED, READY-TO-CRUISE FROM

\$159,937.00*

Standard Features

Performance

Volvo 150 HP D3 common rail diesel engine
Bow and stern thrusters
Full color electronic engine control display
Single lever, electronic shift and throttle control
Trim tabs



Boater Features

Anchor locker, S.S. self-launching bow roller
Electrical panels AC/DC at helm
Folding S.S. mast for trailering
Fuel flow data display
Fusion stereo system, (4) speakers, AM/FM, bluetooth, usb
Rod holders (2)
Sea water strainer

Sport racks with removable S.S. ladder for easy access
Swim platform w/built-in fenders and S.S. swim ladder
Wash down system, raw water
Windlass with bow and helm controls

Convenience

Cabin heater, (engine)
Cockpit seat w/ backrest, Sunbrella
Cockpit table, Teak, removable
Curtains and window covers for privacy
Dinette, converts to bed, high/low table, sleeps 2
Enclosed head w/shower, sink, & towel rack
Forward deck hatch, opening, translucent
Hatches (5), pilothouse roof, opening with screens
Marine head with holding tank and deck pump out
Outlets 110V (3)
Portlight, brass, opening with hook (head)
Power outlets, 12V, port and stbd side, cockpit
Refrigerator/freezer, galley, 12V
Sinks (2), fresh water system w/demand pump, H and C
Storage lockers (4), cabin, w/teak louvered doors
Stove, single burner electric/alcohol
Transom entry door for easy boarding
Water tank level monitor (fresh)
Windshield wipers (4)


Construction

Bonded electrical system
Bronze rudder, propeller, and thru-hulls
Fiberglass cockpit liner, self-bailing w/non-skid

Fiberglass stringer
S.S. cleats, rails, ext. hardware
Sunbrella fabrics
Teak and Holly vinyl cabin sole
Vinylester barrier coat (hull)

Safety

Diesel power
Co Monitor, 12V
Courtesy lights, cockpit entry steps, swim step, and walkways
Dual trumpet electric horn
Illuminated compass
Navigation lights, w/lightboards
VHF radio, Garmin with antenna, DSC capable
Window defrosters



Additional Factory Options

AIS 300	\$870
Aluminum tandem axle trailer, electric/hydraulic brakes, spare tire w/bracket	\$10,740
Carpet runner, Teak and Holly, interior and cockpit	\$740
Dinghy, inflatable RIB 260 CSM hypalon with Weaver davits, stand-off & winch	\$4,590
Dinghy motor, Yamaha F2.5, 4-stroke, storage bracket	\$1,115
Dinghy motor, Yamaha F6, 4-stroke, storage bracket	\$1,945
Downrigger plugs and pads	\$370
Factory Delivery Experience	\$2,500
International option, 240v	\$900

*Options, freight & taxes extra
Prices, specifications, equipment and options may change without notice. 816



MADE IN USA



25802 Pacific Highway South
Kent, WA 98032
Phone 253-839-5213
www.RangerTugs.com





R-27

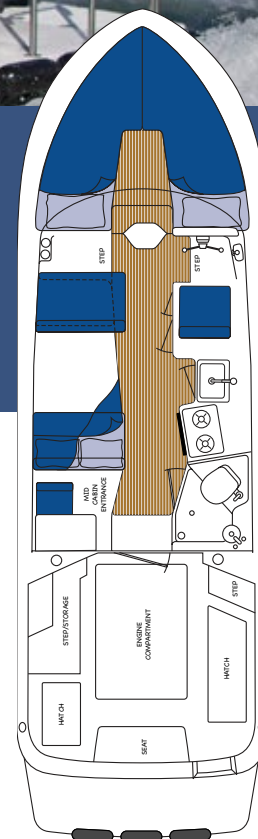


The R-27 has nearly 50 Sq ft of aft deck space allowing for easy access to the standard 200 HP Volvo diesel while keeping engine noise out of the cabin. The well appointed cabin has a midship office with desk and seat, this space also converts to a berth that sleeps two. The dinette table is on a hydraulic piston that allows for an easy conversion to a berth or lounging area. The spacious front v-berth sleeps two adults and is over 6'5" in length. Cooks will love the standard galley which includes a sink, refrigerator, inverter, microwave and a combination propane stove/oven. The marine head is standard with an electric flush toilet, glass vessel sink and shower.

The Ranger R-27 is perfect for comfortable year-round cruising and effortless operation. The included solar panel will keep your batteries topped-off while you're away from the dock. Yacht sized features like standard bow and stern thrusters provide for excellent maneuverability around the dock and the 8'6" beam allows the boat to be easily trailered.

Specifications

LOA molded	27' 1"	8.26 m
LOA rigged (w/swimstep)	30' 1"	9.17 m
Beam	8' 6"	2.59 m
Draft	26"	.66 m
Bridge clearance (mast up)	12'	3.66 m
Bridge clearance (mast down)	8' 9"	2.67 m
Height on trailer	11' 11"	3.63 m
Length on trailer	37'	11.28 m
Fuel capacity	100 US Gal	378.5 L
Water capacity	50 US Gal	189.3 L
Holding tank capacity	30 US Gal	113.6 L
Weight (dry)	6,950 lbs	3,152 kg
Engine	Volvo D3 200 HP diesel common rail electronic engine	



Ranger Tugs R-27 Value Package Pricing

The R-27 is sold **fully equipped** and **ready-to-cruise**. There are two packages to choose from, the Luxury Edition with a diesel generator and air conditioning or the Northwest Edition with a diesel forced air furnace and downrigger plugs and pads.

Northwest Edition Included Features:

- AIS 300
- Anchor Package 16.5# anchor, 50' HT chain, 200' line
- AGM batteries
- Autopilot, Garmin w/ remote
- **Diesel Heater, forced air furnace**
- **Downrigger plugs & pads**
- LED lights
- Macerator discharge
- Navigation package, Garmin 7612, 4kw HD radar dome, GPS ant., depth/ff
- Swim platform rails
- Safety kit
- Solar panel, 145 watt w/control panel
- Thruster wireless remote
- Underwater lights

FULLY EQUIPPED, READY-TO-CRUISE FROM:

\$184,937.00*

Luxury Edition Included Features:

- AIS 300
- **Air Conditioning/ rev cycle heat**
- Anchor Package 16.5# anchor, 50' HT chain, 200' line
- AGM batteries
- Autopilot, Garmin w/ remote
- **Generator, diesel w/sound shield**
- LED lights
- Macerator discharge
- Navigation package, Garmin 7612, 4kw HD radar dome, GPS ant., depth/ff
- Swim platform rails
- Safety kit
- Solar panel, 145 watt w/control panel
- Thruster wireless remote
- Underwater lights

FULLY EQUIPPED, READY-TO-CRUISE FROM:

\$194,937.00*

Standard Features

Performance

Volvo 200 HP D3 common rail diesel engine
Bow and stern thrusters
Full color electronic engine control display
Single lever, electronic shift and throttle control
Trim tabs

Boater Features

Anchor locker, S.S. self-launching bow roller
Electrical panels, AC/DC at helm
Folding S.S. mast for trailering
Fuel flow data display
Fusion stereo system, (4) speakers, AM/FM, bluetooth, usb
Rod Holders (2)
Sea water strainer

Sport Racks with removable S.S. ladder for easy access
Swim platform w/built-in fenders and swim ladder
Washdown system, raw water
Windlass with bow and helm controls

Convenience

Cabin heater, (engine)
Cockpit seat w/ backrest, Sunbrella
Cockpit table, Teak
Curtains and window covers for privacy
Dinette, converts to bed, high/low table, sleeps (2)
Electric marine head with holding tank and deck pumpout
Enclosed head w/shower, vessel sink, & towel rack
Inverter, 2000w, PSW
Forward deck hatch, opening, translucent
Hatches (6), pilothouse roof, opening with screens
Microwave
Midship stateroom with table, seat, 110V, 12V
Outlets 110V (4)
Portlight, brass, opening with hook (head)
Power outlets, 12V, port and stbd side, cockpit, mid berth
Refrigerator/freezer, galley, 12V
Sinks (2), fresh water system w/demand pump, H and C
Storage lockers (5), cabin, with teak louvered doors
Stove/oven, propane, two burner, includes propane box, (2) tanks
Transom entry door for easy boarding
Entertainment package, 19" overhead TV/DVD player
Water tank level monitor (fresh)
Windshield Wipers (4)

Construction

Bonded electrical system
Bronze rudder, propeller, and thru-hulls
Fiberglass cockpit liner, self-bailing w/non-skid
Fiberglass stringer
S.S. cleats, rails, ext. hardware
Sunbrella fabrics
Teak and Holly vinyl cabin sole
Vinylester barrier coat (hull)

Safety

Diesel power
Co monitor 12V
Courtesy lights, cockpit entry steps, swim step, and walkways
Dual trumpet electric horn
Illuminated compass
Navigation lights, with light boards
VHF radio, Garmin with antenna, DSC capable
Window defrosters



Additional Factory Options

Aluminum tandem axle trailer, electric/hydraulic brakes, spare tire w/bracket	\$11,100
Bimini top w/boot	\$2,750
Carpet runner, Teak and Holly, interior and cockpit	\$850
Dinghy, inflatable RIB 260 CSM hypalon with Weaver davits, stand-off & winch	\$4,590
Dinghy motor, Yamaha F2.5, 4-stroke, storage bracket	\$1,115
Dinghy motor, Yamaha F6, 4-stroke, storage bracket	\$1,945
Factory Delivery Experience	\$2,500
International option, 240v	\$900

*Options, freight & taxes extra

Prices, specifications, equipment and options may change without notice. 816



MADE IN USA



25802 Pacific Highway South
Kent, WA 98032
Phone 253-839-5213
www.RangerTugs.com





R-29 S



The new Ranger Tugs R-29 S is another masterpiece of innovation! The more modern styling features a curved front window and an overhead glass atrium that provides exceptional visibility from the helm station and salon area. An ingenious aft cockpit seating arrangement includes a reversible seat, port and starboard jump seats and a teak table for outside dining. The opening cabin bulkhead with reversible seat also provides additional cockpit seating while bringing the outside-in.

The Ranger Tugs R-29 S accommodates up to six adults on three separate berths, including the forward island berth with en-suite head. The R-29 S is powered by a safe, fuel efficient 260 HP Volvo Inboard Diesel engine that is located completely outside of the cabin for quiet cruising. Standard stern and bow thrusters make docking exceptionally easy.

Specifications

LOA molded	28' 10"	8.79 m
LOA rigged (w/swimstep)	33' 4"	10.16 m
Beam	10'	3.05 m
Draft	28"	.71 m
Bridge clearance (mast up)	13' 11"	4.24 m
Bridge clearance (mast down)	9' 11"	3.02 m
Height on trailer	13' 3"	4.04 m
Length on trailer	39' 4"	11.99 m
Fuel capacity	145 US Gal	548.9 L
Water capacity	60 US Gal	227.1 L
Holding tank capacity	40 US Gal	151.4 L
Weight (dry)	10,500 lbs	4,762.7 kg
Engine	Volvo D4 260 HP diesel common rail electronic engine	



Ranger Tugs R-29 S Value Package Pricing

All Ranger 29 models are sold **fully equipped** and **ready-to-cruise**. There are two packages to choose from, the Luxury Edition with a diesel generator and air conditioning or the Northwest Edition with a diesel forced air furnace and downrigger plugs and pads.

Northwest Edition Included Features:

- AIS 300
- Anchor Package 22# anchor, 50' HT chain, 200' line
- AGM batteries
- Autopilot, Garmin w/ remote
- **Diesel heater, forced air furnace**
- **Downrigger plugs & pads**
- LED lights
- Macerator discharge
- Navigation package, Garmin 7612, 4kw HD radar dome, GPS ant., depth/ff
- Swim platform rails
- Safety kit
- Solar panel, 145 watt w/control panel
- Thruster wireless remote
- Underwater lights

FULLY EQUIPPED, READY-TO-CRUISE FROM

\$249,937.00*

Luxury Edition Included Features:

- AIS 300
- **Air conditioning/ rev cycle heat**
- Anchor Package 22# anchor, 50' HT chain, 200' line
- AGM batteries
- Autopilot, Garmin w/ remote
- **Generator, diesel w/sound shield**
- LED lights
- Macerator discharge
- Navigation package, Garmin 7612, 4kw HD radar dome, GPS ant., depth/ff
- Swim platform rails
- Safety kit
- Solar panel, 145 watt w/control panel
- Thruster wireless remote
- Underwater lights

FULLY EQUIPPED, READY-TO-CRUISE FROM

\$264,937.00*

Standard Features

Performance

Volvo 260 HP D4 common rail diesel engine
Bow and stern thrusters
Full color electronic engine control display
Single lever, electronic shift and throttle control
Trim Tabs

Boater Features

Anchor locker, S.S. self-launching bow roller through stem
Bow pulpit w/beaching ladder
Electrical panels AC/DC
Forward line storage
Folding S.S. mast for trailering
Fuel flow data display
Powered engine hatch
Rod holders
Sea water strainers
Sport racks
Swim step w/ built-in fenders and S.S. swim ladder
Washdown system, raw water
Windlass with bow and helm controls



Convenience

Cabin heater (engine)
Cockpit table and seating
Cockpit, reversible transom seat
Double wide, reversible helm seat
Dinette, converts to bed, high/low table, sleeps (2)
Enclosed head, vessel sink, shower with enclosure

Electric marine head with holding tank and deck pumpout
Fold out cockpit seats
Forward visor/side drip rails
Galley drawers (4)
Hatches (2) master stateroom roof, opening with screens
Hatches (4) pilothouse roof, opening with screens
Holding tank level monitor
Indirect cabin lighting (floor and overhead)
Inverter, 2000w, PSW
Island bed, master stateroom (memory foam)
Large drawer storage under master bed
Large rear visor/cockpit cover with opening hatches and lights
Mid ship stateroom w/queen mattress
Microwave
Outlets 110V (4)
Power outlets, 12V, port and stbd side, cockpit, midship cabin
Port lights (4) in master stateroom (2) in midship cabin
Refrigerator/freezer, galley, 12V
Refrigerator/freezer, cockpit, 12V
Rear opening bulkhead w/reversible dinette seat
Sinks (2), fresh water system w/demand pump, H and C
Stove/oven, propane, two burner, includes propane box, (2) tanks
Transom entry door for easy boarding
Water tank level monitor (fresh)
Windshield wipers (2)
Wine/water cooler, 12V, (6) bottle

Safety

Diesel power
Co Monitors (2), 12V
Courtesy lights, cockpit entry steps, swim step, and walkways

Dual trumpet electric horn
Illuminated Compass
Navigational lights w/light boards
Spotlight w/ remote
VHF radio, Garmin with antenna, DSC capable
Window defrosters

Entertainment

Entertainment center, master stateroom with 22" TV/DVD
Entertainment center, salon with 22" TV/DVD
Fusion stereo system, (8) speakers, Bluetooth (controllable through Garmin GPS)

Construction

Bonded electrical system
Bronze rudder, propeller, and thru-hulls
Fiberglass cockpit liner, self-bailing w/non-skid
Fiberglass stringer
S.S. cleats, rails, ext. hardware
Sunbrella fabrics
Teak and Holly cabin sole
Vinylester barrier coat (hull)



Additional Factory Options

Aft steering, second station with electronic controls	\$4,970
Aft cockpit sun shade	\$1,299
Aluminum triple axle trailer, electric/hydraulic brakes, spare tire w/bracket	\$13,560
Carpet runner, Teak and Holly, interior and cockpit	\$760
Cockpit ice maker (in lieu of cockpit refrigerator)	\$470
Dinghy, inflatable RIB 290 CSM hypalon with Weaver davits, stand-off & winch	\$5,125
Dinghy motor, Yamaha F2.5, 4-stroke, storage bracket	\$1,115
Dinghy motor, Yamaha F6, 4-stroke, storage bracket	\$1,945
Dinghy motor, Yamaha F9.9, 4-stroke, storage bracket	\$2,935
Factory Delivery Experience	\$2,500
International option, 240v	\$900
Garmin GXM 52 XM/weather antenna	\$870
Low speed module	\$2,000

*Options, freight & taxes extra

Prices, specifications, equipment and options may change without notice. 816



MADE IN USA



25802 Pacific Highway South

Kent, WA 98032

Phone 253-839-5213

www.RangerTugs.com





R-29CB



The all-new Ranger Tugs R-29 CB takes the beautiful design of the R-29 S and adds the excitement of a command bridge with a second full helm, a table, and seating for four. The R-29 CB maintains the sleek, modern look that the R-29 S has become known for. The dramatic curved front windshield and overhead glass atrium provide exceptional visibility from the lower helm station and salon area. An ingenious aft cockpit seating arrangement includes a reversible seat, port and starboard jump seats and a teak table for outside dining. The opening cabin bulkhead with reversible seat also provides additional cockpit seating while bringing the outside in.

The new Ranger Tugs R-29 CB accommodates up to six adults on three separate berths, including the forward island berth with en-suite head. The R-29 CB is powered by a safe, fuel-efficient 260 HP Volvo Inboard Diesel engine that is located completely outside of the cabin for quiet cruising. Standard stern and bow thrusters make docking exceptionally easy.

Specifications

LOA molded	28' 10"	8.79 m
LOA rigged (w/swimstep)	33' 4"	10.16 m
Beam	10'	3.05 m
Draft	28"	.71 m
Bridge clearance (mast up)	13' 11"	4.24 m
Bridge clearance (mast down)	9' 11"	3.02 m
Height on trailer	13' 3"	4.04 m
Length on trailer	39' 4"	11.99 m
Fuel capacity	145 US Gal	548.9 L
Water capacity	60 US Gal	227.1 L
Holding tank capacity	40 US Gal	151.4 L
Weight (dry)	10,800 lbs	4,898 kg
Engine	Volvo D4 260 HP diesel common rail electronic engine	



Ranger Tugs R-29 CB Value Package Pricing

All Ranger 29 models are sold **fully equipped** and **ready-to-cruise**. There are two packages to choose from, the Luxury Edition with a diesel generator and air conditioning or the Northwest Edition with a diesel forced air furnace and downrigger plugs and pads.

Northwest Edition Included Features:

- AIS 300
- Anchor Package 22# anchor, 50' HT chain, 200' line
- AGM batteries
- Autopilot, Garmin w/ remote
- **Diesel heater, forced air furnace**
- **Downrigger plugs & pads**
- LED lights
- Macerator discharge
- Navigation package, Garmin 7612 (2) upper & lower, 4kw HD radar dome, GPS ant., depth/ff
- Swim platform rails
- Safety kit
- Solar panel, 145 watt w/control panel
- Thruster wireless remote
- Underwater lights

FULLY EQUIPPED, READY-TO-CRUISE FROM

\$264,937.00*

Luxury Edition Included Features:

- AIS 300
- **Air conditioning/ rev cycle heat**
- Anchor Package 22# anchor, 50' HT chain, 200' line
- AGM batteries
- Autopilot, Garmin w/ remote
- **Generator, diesel w/sound shield**
- LED lights
- Macerator discharge
- Navigation package, Garmin 7612 (2) upper & lower, 4kw HD radar dome, GPS ant., depth/ff
- Swim platform rails
- Safety kit
- Solar panel, 145 watt w/control panel
- Thruster wireless remote
- Underwater lights

FULLY EQUIPPED, READY-TO-CRUISE FROM

\$279,937.00*

Standard Features

Performance

Volvo 260 HP D4 common rail diesel engine
Bow and stern thrusters
Full color electronic engine control display
Single lever, electronic shift and throttle control
Trim Tabs

Boater Features

Anchor locker, S.S. self-launching bow roller through stem
Bow pulpit w/beaching ladder
Command bridge, compass, second station VHF, electronic controls, thruster control, trim tab control
Command bridge, seating for four, table for entertaining
Electrical panels AC/DC
Forward line storage
Folding S.S. mast for trailering
Fuel flow data display
Powered engine hatch
Rod holders
Sea water strainers
Sport racks
Swim step w/ built-in fenders and S.S. swim ladder
Teak steps from cockpit to command bridge
Washdown system, raw water
Windlass with bow and helm controls



Convenience

Cabin heater (engine)
Cockpit table and seating
Cockpit, reversible transom seat
Doublewide, reversible helm seat
Dinette, converts to bed, high/low table, sleeps (2)



Enclosed head, vessel sink, shower with enclosure
Electric marine head with holding tank and deck pump out
Fold out cockpit seats
Forward visor/side drip rails
Galley drawers (4)
Hatches (2) master stateroom roof, opening with screens
Hatches (4) pilothouse roof, opening with screens
Holding tank level monitor
Indirect cabin lighting (floor and overhead)
Inverter, 2000w, PSW
Island bed, master stateroom (memory foam)
Large drawer storage under master bed
Large rear visor/cockpit cover with opening hatches and lights
Mid ship stateroom w/queen mattress
Microwave
Outlets 110V (4)
Power outlets, 12V, port and stbd side, cockpit, midship cabin
Port lights (4) in master stateroom (2) in midship cabin
Refrigerator/freezer, galley, 12V
Refrigerator/freezer, cockpit, 12V
Rear opening bulkhead w/reversible dinette seat
Sinks (2), fresh water system w/demand pump, H and C
Stove/oven, propane, two burner, includes propane box, (2) tanks
Transom entry door for easy boarding
Water tank level monitor (fresh)
Windshield wipers (2)
Wine/water cooler, 12V, (6) bottle

Entertainment

Entertainment center, master stateroom with 22" TV/DVD
Entertainment center, salon with 22" TV/DVD
Fusion stereo system, (10) speakers, bluetooth (controllable through Garmin GPS)

Safety

Diesel power
Co Monitors (2), 12V
Courtesy lights, cockpit entry steps, swim step, and walkways
Dual trumpet electric horn
Illuminated Compass
Navigational lights w/light boards
Spotlight w/ remote
VHF radio, Garmin with antenna, DSC capable
Window defrosters

Construction

Bonded electrical system
Bronze rudder, propeller, and thru-hulls
Fiberglass cockpit liner, self-bailing w/non-skid
Fiberglass stringer
S.S. cleats, rails, ext. hardware
Sunbrella fabrics
Teak and Holly cabin sole
Vinylester barrier coat (hull)



Additional Factory Options

Aft steering, second station with electronic controls	\$4,970
Aft cockpit sun shade	\$1,299
Aluminum triple axle trailer, electric/hydraulic brakes, spare tire w/bracket	\$13,560
Carpet runner, Teak and Holly, interior and cockpit	\$760
Cockpit ice maker (in lieu of cockpit refrigerator)	\$470
Dinghy, inflatable RIB 290 CSM hypalon with Weaver davits, stand-off & winch	\$5,125
Dinghy motor, Yamaha F2.5, 4-stroke, storage bracket	\$1,115
Dinghy motor, Yamaha F6, 4-stroke, storage bracket	\$1,945
Dinghy motor, Yamaha F9.9, 4-stroke, storage bracket	\$2,935
Factory Delivery Experience	\$2,500
International option, 240v	\$900
Garmin GXM 52 XM/weather antenna	\$870
Low speed module	\$2,000

*Options, freight & taxes extra

Prices, specifications, equipment and options may change without notice. 816



MADE IN USA



25802 Pacific Highway South

Kent, WA 98032

Phone 253-839-5213

www.RangerTugs.com





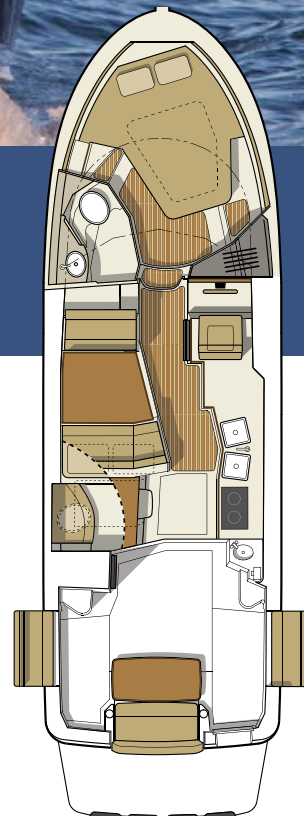
R-31 S



The R-31 S is the largest in the Ranger Tugs fleet making her ideal for extended cruising while remaining a trailerable trawler. She comes standard with bow and stern thrusters for ease of handling. The foredeck features seating and a table that can be raised for entertaining and lowered while underway. The generous cockpit also features wraparound seating utilizing hidden seats that fold out of the gunwale. The interior layout of the R-31 S features two staterooms - one large island berth forward with en suite head and a midship berth with day head. A starboard side door provides easy access from the helm to the side decks for line handling. Like all Ranger Tugs, the R-31 S comes essentially turn-key with standard features and equipment intended to make her owner's experience hassle-free and allow for ease of handling and comfort under way.

Specifications

Length (molded)	31' 2"	9.5 m
Length (w/swim step)	35' 2"	10.72 m
Beam	10'	3.05 m
Draft	28'	.71 m
Bridge clearance (mast up)	14' 0"	4.27 m
Bridge clearance (mast down)	9' 8"	2.95 m
Height on trailer	13' 1"	3.99 m
Length on trailer	41' 8"	12.70 m
Fuel capacity	180 US Gal	681.37 L
Water capacity	80 US Gal	302.83 L
Hot water	11 US Gal	41.64 L
Holding tank capacity	40 US Gal	151.42 L
Weight, Dry	11,000 lbs	4,989.52 kg
Engine	Volvo D4 300 HP diesel common rail electronic engine	



Ranger Tugs R-31 S Value Package Pricing

All Ranger 31 models are sold **fully equipped** and **ready-to-cruise**. There are two packages to choose from, the Luxury Edition with a diesel generator and air conditioning or the Northwest Edition with a diesel forced air furnace and downrigger plugs and pads.

Northwest Edition Included Features:

- AIS 300
- Anchor Package 22# anchor, 50' HT chain, 200' line
- AGM batteries
- Autopilot, dual station, Garmin w/ remote
- **Diesel heater, forced air furnace**
- **Downrigger plugs & pads**
- LED lights
- Macerator discharge
- Navigation package, Garmin 7616, 4kw HD radar dome, GPS ant., depth/ff
- Swim platform rails
- Safety kit
- Solar panel, 145 watt w/control panel
- Thruster wireless remote
- Underwater lights

FULLY EQUIPPED, READY-TO-CRUISE FROM:

\$289,937.00*

Luxury Edition Included Features:

- AIS 300
- **Air conditioning/ rev cycle heat**
- Anchor Package 22# anchor, 50' HT chain, 200' line
- AGM batteries
- Autopilot, dual station, Garmin w/ remote
- **Generator, diesel w/sound shield**
- LED lights
- Macerator discharge
- Navigation package, Garmin 7616, 4kw HD radar dome, GPS ant., depth/ff
- Swim platform rails
- Safety kit
- Solar panel, 145 watt w/control panel
- Thruster wireless remote
- Underwater lights

FULLY EQUIPPED, READY-TO-CRUISE FROM:

\$304,937.00*

Standard Features

Performance

Volvo 300 HP D4 common rail diesel engine
Bow and stern thrusters
Full color electronic engine control display
Single lever, electronic shift and throttle control
Trim tabs

Boater Features

Anchor locker, S.S. self-launching bow roller through stem
Electrical panels AC/DC
Folding S.S. mast for trailering
Fuel flow data display
Pilothouse door, stbd side, sliding, locking
Powered engine hatch
Rod holders
Sea water strainers
Sport racks
Swim step w/ built-in fenders and swim ladder
Wash down system, raw water
Windlass with bow and helm controls

Convenience

Cabin Heater (engine)
Cockpit convenience center, sink
Cockpit table and seating
Cowl vent (forward cabin ventilation)
Dinette, salon, converts to bed, high/low table, sleeps 2
Double wide, reversible companion seat



Enclosed head, vessel sink, shower with enclosure
Foredeck seat and table
Forward deck hatch, opening translucent
Hatches (5), pilothouse roof, opening with screens
Holding tank level monitor
Inverter, 2000w, PSW
Island bed, master stateroom (memory foam)
Lounge seating, dinette converts to lounge for reading
Marine heads (2), fore and aft, electric, holding tank, deck pump out
Midship stateroom, double berth, privacy door, head
Outlets 110V (5)
Microwave
Portlights, brass, opening with hooks
Power outlets, 12V port and stbd, master state room, midship
Refrigerator/freezer, galley, 12V
Refrigerator/freezer, cockpit, 12V
Sinks (4), fresh water system w/demand pump, H and C
Storage lockers (6), cabin, w/teak louvered doors
Stove/oven, propane, two burner, includes propane box, (2) tanks
Transom door for easy boarding
Visor/drip rails, fwd and side windows
Water tank level monitor (fresh)
Windshield wipers (4) pantographic
Wine/water cooler, 12V, (6) bottle

Safety

Diesel power
Co Monitors (2), 12V
Courtesy lights, cockpit entry steps, swim step, and walkways

Dual trumpet electric horn
Illuminated compass
Navigation lights, with light boards
Spotlight w/remote control
VHF radio, Garmin with antenna, DSC capable
Window defrosters

Entertainment

Entertainment center, master stateroom with 22" TV/DVD
Entertainment center, salon with 19" overhead TV/DVD
Fusion stereo, (6) speakers, Bluetooth (controllable through Garmin GPS)

Construction

Bonded electrical system
Bronze rudder, propeller, and thru-hulls
Fiberglass cockpit liner, self-bailing w/non-skid
Fiberglass stringer
S.S. cleats, rails, ext. hardware
Sunbrella fabrics
Teak and Holly cabin sole
Vinylester barrier coat (hull)



Additional Factory Options

Aft steering, second station with electronic controls	\$4,970
Aluminum triple axle trailer, electric/hydraulic brakes, spare tire w/bracket	\$15,600
Carpet runner, Teak and Holly, cockpit	\$720
Carpet runner, Teak and Holly, interior	\$620
Cockpit ice maker (in lieu of cockpit refrigerator)	\$470
Dinghy, inflatable RIB 290 CSM hypalon with Weaver davits, stand-off & winch	\$5,125
Dinghy motor, Yamaha F2.5, 4-stroke, storage bracket	\$1,115
Dinghy motor, Yamaha F6, 4-stroke, storage bracket	\$1,945
Dinghy motor, Yamaha F9.9, 4-stroke, storage bracket	\$2,935
Factory Delivery Experience	\$2,500
Garmin GXM 52 XM/weather antenna	\$870
International option, 240v	\$900
Low speed module	\$2,000

*Options, freight & taxes extra

Prices, specifications, equipment and options may change without notice. 816



MADE IN USA



25802 Pacific Highway South

Kent, WA 98032

Phone 253-839-5213

www.RangerTugs.com





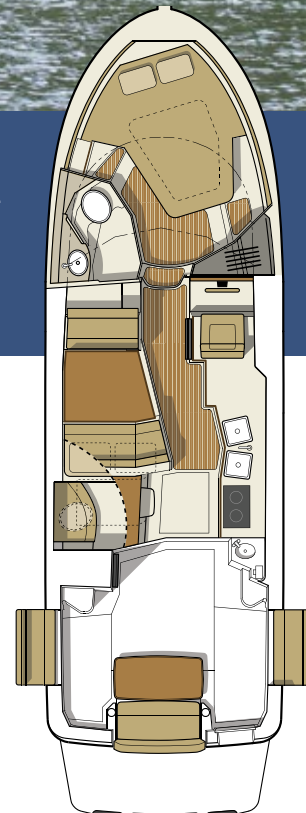
R-31 CB



The R-31 CB was the first Ranger Tug to feature a command bridge. It is equipped with electronic controls at both the upper and lower helm stations and the redesigned bridge has a table and room to seat six. The command bridge also retracts to allow for trailering. She comes standard with bow and stern thrusters for ease of handling. The foredeck features seating and a table that can be raised for entertaining and lowered while underway. The generous cockpit also features wraparound seating utilizing hidden seats that fold out of the gunwale. The interior layout of the R-31 CB features two staterooms - one large island berth forward with en suite head and a midship berth with day head. A starboard side door provides easy access from the lower helm to the side decks for line handling. Like all Ranger Tugs, the R-31 CB comes essentially turn-key with standard features and equipment intended to make her owner's experience hassle-free and allow for ease of handling and comfort under way.

Specifications

Length (molded)	31' 2"	9.5 m
Length (w/swim step)	35' 2"	10.72 m
Beam	10'	3.05 m
Draft	28"	.71 m
Bridge clearance (bridge/mast up)	17' 9"	5.41 m
Bridge clearance (bridge/mast down)	10' 3"	3.12 m
Height on trailer (bridge/mast down)	13' 4"	4.06 m
Length on trailer	41' 8"	12.70 m
Fuel capacity	180 US Gal	681.37 L
Water capacity	80 US Gal	302.83 L
Hot water	11 US Gal	41.64 L
Holding tank capacity	40 US Gal	151.42 L
Weight, Dry	11,500 lbs	5,216.31 kg
Engine	Volvo D4 300 HP diesel common rail electronic engine	



Ranger Tugs R-31 CB Value Package Pricing

All Ranger 31 models are sold **fully equipped** and **ready-to-cruise**. There are two packages to choose from, the Luxury Edition with a diesel generator and air conditioning or the Northwest Edition with a diesel forced air furnace and downrigger plugs and pads.

Northwest Edition Included Features:

- AIS 300
- Anchor Package 22# anchor, 50' HT chain, 200' line
- AGM batteries
- Autopilot, dual station, Garmin w/ remote
- **Diesel heater, forced air furnace**
- **Downrigger plugs & pads**
- LED lights
- Macerator discharge
- Navigation package, Garmin 7612 upper/7616 lower, 4kw HD radar dome, GPS ant., depth/ff
- Swim platform rails
- Safety kit
- Solar panel, 145 watt w/control panel
- Thruster wireless remote
- Underwater lights

FULLY EQUIPPED, READY-TO-CRUISE FROM:

\$309,937.00*

Luxury Edition Included Features:

- AIS 300
- **Air conditioning/ rev cycle heat**
- Anchor Package 22# anchor, 50' HT chain, 200' line
- AGM batteries
- Autopilot, dual station, Garmin w/ remote
- **Generator, diesel w/sound shield**
- LED lights
- Macerator discharge
- Navigation package, Garmin 7612 upper/7616 lower, 4kw HD radar dome, GPS ant., depth/ff
- Swim platform rails
- Safety kit
- Solar panel, 145 watt w/control panel
- Thruster wireless remote
- Underwater lights

FULLY EQUIPPED, READY-TO-CRUISE FROM:

\$324,937.00*

Standard Features

Performance

- Volvo 300 HP D4 common rail diesel engine
- Bow and stern thrusters
- Full color electronic engine control display
- Single lever, electronic shift and throttle control
- Trim tabs



Boater Features

- Anchor locker, S.S. self-launching bow roller through stem
- Electrical panels AC/DC
- Command bridge, retractable, compass, second station VHF, electronic controls, thruster control, trim tab control
- Command bridge, seating for six, table for entertaining
- Folding S.S. mast for trailering
- Fuel flow data display
- Pilothouse door, stbd side, sliding, locking
- Powered engine hatch
- Rod holders
- Sea water strainers
- Sport racks
- Swim step w/built-in fenders and swim ladder
- Wash down system, raw water
- Windlass with bow and helm controls



Convenience

- Cabin Heater (engine)
- Cockpit convenience center, sink
- Cockpit table and seating
- Cowl vent (ventilation in forward cabin)

- Dinette, salon, converts to bed, high/low table, sleeps 2
- Double wide, reversible companion seat
- Enclosed head, vessel sink, shower with enclosure
- Foredeck seat and table
- Forward deck hatch, opening translucent
- Hatches (5), pilothouse roof, opening with screens
- Holding tank level monitor
- Inverter, 2000w, PSW
- Island bed, master stateroom (memory foam)
- Lounge seating, dinette converts to lounge for reading
- Marine heads (2), fore and aft, electric, holding tank, pump out
- Midship stateroom, double berth, privacy door, day head
- Outlets 110V (5)
- Microwave
- Portlights, brass, opening with hooks
- Power outlets, 12V port and stbd, master state room, midship
- Refrigerator/freezer, galley, 12V
- Refrigerator/freezer, cockpit, 12V
- Sinks (4), fresh water system w/demand pump, H and C
- Storage lockers (6), cabin, w/teak louvered doors
- Stove/oven, propane, two burner, includes propane box, (2) tanks
- Transom door for easy boarding
- Visor/drip rails, fwd and side windows
- Water tank level monitor (fresh)
- Windshield wipers (4) pantographic
- Wine cooler - water, 12V, (6) bottle



Safety

- Diesel power
- Co Monitors (2), 12V
- Courtesy lights, cockpit entry steps, swim step, and walkways

- Dual trumpet electric horn
- Illuminated compasses (2)
- Navigation lights, with light boards
- Spotlight w/remote control
- VHF radio (dual station), Garmin with ant., DSC capable
- Window defrosters

Entertainment

- Entertainment center, master stateroom with 22" TV/DVD
- Entertainment center, salon with 19" overhead TV/DVD
- Fusion stereo system, (8) speakers, Bluetooth (controllable through Garmin GPS)

Construction

- Bonded electrical system
- Bronze rudder, propeller, and thru-hulls
- Fiberglass cockpit liner, self-bailing w/non-skid
- Fiberglass stringer
- S.S. cleats, rails, ext. hardware
- Sunbrella fabrics
- Teak and Holly cabin sole
- Vinylester barrier coat (hull)



Additional Factory Options

Aft steering, second station with electronic controls	\$4,970
Aluminum triple axle trailer, electric/hydraulic brakes, spare tire w/bracket	\$15,600
Carpet runner, Teak and Holly, cockpit	\$720
Carpet runner, Teak and Holly, interior	\$620
Cockpit ice maker (in lieu of cockpit refrigerator)	\$470
Dinghy, inflatable RIB 290 CSM hypalon with Weaver davits, stand-off & winch	\$5,125
Dinghy motor, Yamaha F2.5, 4-stroke, storage bracket	\$1,115
Dinghy motor, Yamaha F6, 4-stroke, storage bracket	\$1,945
Dinghy motor, Yamaha F9.9, 4-stroke, storage bracket	\$2,935
Factory Delivery Experience	\$2,500
Garmin GXM 52 XM/weather antenna	\$870
International option, 240v	\$900
Low speed module	\$2,000

*Options, freight & taxes extra

Prices, specifications, equipment and options may change without notice. 816



MADE IN USA



25802 Pacific Highway South

Kent, WA 98032

Phone 253-839-5213

www.RangerTugs.com

